



**Important!****Risk of short circuits!**

When removing fan cowl, protect plug and housing against moisture; dry with compressed air if necessary.

*Necessary preliminary tasks:*


- Read out fault memory of DDE control unit; if necessary, work through test schedules
- Switch off ignition
- Remove radiator cover



Unlock plug (1) on AUC sensor and disconnect.

*Note:*

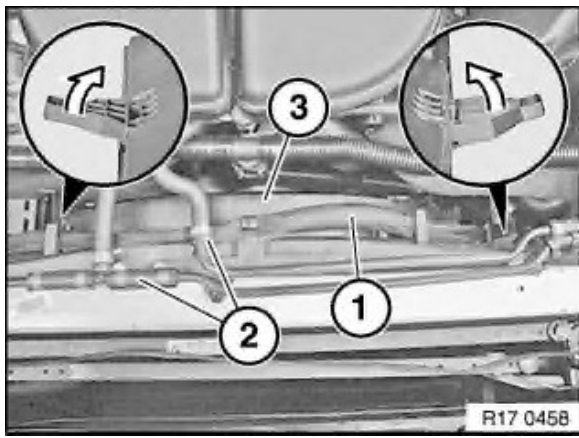
Modify AUC sensor when replacing fan cowl.



Unlock plug (1) and remove.

**Important!****Risk of short circuits!**

When removing fan cowl, protect plug and housing against moisture; dry with compressed air if necessary.



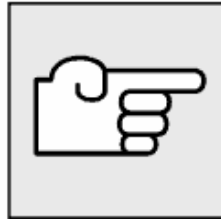
Unclip cable (1).

Unclip vent lines (2).

Raise fan cowl (3) approx. 3 cm.

Fold in both retaining tabs in direction of arrow.

Remove fan cowl (3) towards top.



Clear DME fault memory.